

# Niharika India Ltd.

Regd. Office :10 Princep Street,  
2nd Floor, Kolkata - 700072  
E:niharikaindia@gmail.com,  
W: www.niharikaindia.in  
Phone : 91-33-4002 2880, Fax :91-33-2237 9053  
CIN : L36900WB1995PLC072857

18th January, 2023

To,  
The Secretary,  
The Calcutta Stock Exchange Ltd.  
7, Lyons Range,  
Kolkata – 700 001  
Scrip Code : 24154

Dear Sir/Ma'am,

**Sub: Submission of Shareholding pattern under Regulation 31 (1) (b) of SEBI (Listing Obligations and Disclosure Requirements) Regulations, 2015 for the quarter ended 31<sup>st</sup> December, 2022.**

In accordance with Regulation 31 (1) (b) of SEBI (Listing Obligations and Disclosure Requirements) Regulations, 2015, Please find enclosed herewith the shareholding pattern for the quarter ended 31<sup>st</sup> December, 2022.

This is for your perusal, necessary action and record.

Thanking you,

yours faithfully,  
For **Niharika India Ltd**



**Susanta Dolui**  
( Managing Director )  
DIN: 02956881



**Format of holding of specified securities**

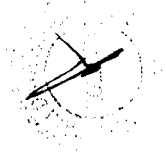
1. Name of Listed Entity: NIHARIKA INDIA LTD. (CIN:L36900WB1995PLC072857)
2. Scrip Code 024154 Name of Scrip :- Class of Security Equity
3. Share Holding Pattern Filed under : Reg. 31(1)(a)/Reg. 31(1)(b)/Reg. 31(1)(c)
  - a. If under 31 (1)(b) then indicate the report for Quarter ending: 31/12/2022
  - b. If under 31(1)(c) then indicate date of allotment/extinguishment

4. Declaration : The Listed entity is required to submit the following declaration to the extent of submission of information:-

| Particulars  | Yes* | No* |
|--|------|-----|
| 1 Whether the Listed Entity has issued any partly paid up shares?                        |      | No  |
| 2 Whether the Listed Entity has issued any Convertible Securities or Warrants?           |      | No  |
| 3 Whether the Listed Entity has any shares against which depository receipts are issued? |      | No  |
| 4 Whether the Listed Entity has any shares in Locked-in?                                 |      | No  |
| 5 Whether any shares held by promoters are pledge or otherwise encumbered?               |      | No  |
| 6 Whether company has equity shares with differential voting rights?                     |      | No  |
| 7 Whether the Listed Entity has any significant beneficial owner?                        | Yes  | No  |

\* If the Listed Entity selects the option 'No' for the questions above, the column for the partly paid up shares, Outstanding Convertible Securities/Warrants, depository receipts, locked-in shares, No of shares pledged or otherwise encumbered by promoters, as applicable, shall not be displayed at the time of dissemination on the Stock Exchange website. Also wherever there is 'No' declared by Listed Entity in above table the values will be considered as 'Zero' by default on submission of the format of holding of specified securities.

5. The tabular format for disclosure of holding of specified securities is as follows:-

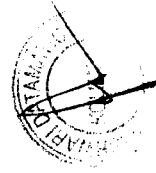


NIHARIKA INDIA LTD.

Table 1 - Summary Statement holding of specified securities as on 31/12/2022

| Category (I) | Category of shareholder (II)   | Nos. of shareholders (III) | No. of fully paid up equity shares held (IV) | No. of Partly paid-up equity shares held (V) | No. of shares underlying Depository Receipts (VI) | Total nos. shares held (VII)=(IV)+(V)+(VI) | Shareholding as a % of total no. of shares (calculated as per SCRR, 1957) As a % of (A+B+C2) | Number of Voting Rights held in each class of securities (IX) |                     |         | Shareholding as a % assuming full conversion of convertible securities (as a percentage of diluted share capital) (XI)=(VII)+(X) As a % of (A+B+C2) | Number of Locked in shares (XII) |                                 | Number of shares pledged or otherwise encumbered (XIII) |                                 | Number of equity shares held in dematerialized form (XIV) |        |         |         |
|--------------|--------------------------------|----------------------------|--|--|---|--|--|---|---------------------|---------|---|----------------------------------|---------------------------------|---|---------------------------------|---|--------|---------|---------|
|              |                                |                            |  |  |   |  |  | Class eg. x   | No of Voting Rights | Total   |   | No. (a)                          | As a % of total shares held (b) | No. (a)   | As a % of total shares held (b) |   |        |         |         |
| (A)          | Promoter & Promoter group      | 1                          | 134900                                       | 0  | 0   | 134900                                     | 2.3645   | 134900  | 0                   | 134900  | 2.3645  | 0                                | 0                               | 0   | 0.0000                          | 0   | 0.0000 | 134900  |         |
| (B)          | Public                         | 580                        | 5570355                                      | 0  | 0   | 5570355                                    | 97.6355  | 5570355   | 0                   | 5570355 | 97.6355   | 0                                | 0                               | 0   | 0.0000                          | NA  | NA     | 3584855 |         |
| (C)          | Non Promoter - Non Public      |                            |  |  |   |  |  |   |                     |         |   |                                  |                                 |   |                                 | NA  | NA     |         |         |
| (C1)         | Shares underlying DRs          |                            |  |  |   |  | NA   |   |                     |         |   |                                  |                                 |   |                                 | NA  | NA     |         |         |
| (C2)         | Shares held by Employee Trusts |                            |  |  |   |  |  |   |                     |         |   |                                  |                                 |   |                                 | NA  | NA     |         |         |
|              | Total                          | 581                        | 5705255                                      | 0  | 0   | 5705255                                    | 100.0000   | 5705255   | 0                   | 5705255 | 100.0000  | 0                                | 0                               | 0   | 0                               | 100.0000  | 0      | 0       | 3719755 |

| NII:ARIKA INDIA LTD   |  |            |                           |  |                                      |  |   |   |                     |   |        |   |         |                                  |   |                                 |   |        |
|---|--|------------|---------------------------|--|--------------------------------------|--|---|---|---------------------|---|--------|---|---------|----------------------------------|---|---------------------------------|---|--------|
| Table II - Statement Showing shareholding pattern of the Promoter and Promoter Group as on 31/12/2022 |  |            |                           |  |                                      |  |   |   |                     |   |        |   |         |                                  |   |                                 |   |        |
| (1)   | (2)  | (3)        | (4)                       | (5)  | (6)                                  | (7)  | (8)                                       | (9)   |                     |   | (10)   | (11)  |         |                                  |   |                                 |   |        |
|   |  |            |                           |  |                                      |  |   | Class   | x                   | Class y   |        |   | Total   |                                  |   |                                 |   |        |
| Category & Name of the Shareholders (I)   | Entity type i.e. promoter OR promoter group entity (except promoter) | PAN (II)   | Nos. of shareholder (III) | No. of fully paid up equity shares held (IV) | Party paid-up equity shares held (V) | Nos. of shares underlying Depository Receipts (VI) | Total nos shares held (VII)=(IV)+(V)+(VI) | Shareholding % calculated as per SCRR, 1957 (A+B+C2) (VII)/(V+VI) | No of Voting Rights | Number of Voting Rights held in each class of securities (IX) |        | Shareholding as a % assuming full conversion of convertible securities (as a percentage of diluted share capital) (X)=(VII)+(X(A+B+C2)) As a % of total shares held (b) | No. (a) | Number of Locked in shares (XII) | Number of shares pledged or otherwise encumbered (XIII) | As a % of total shares held (b) | Number of equity shares held in dematerialized form (XIV) |        |
| (a) Individuals/Hindu undivided Family  |  |            |                           |  |                                      |  |   |   |                     |   |        |   |         |                                  |   |                                 |   |        |
| (b) Central Government/State Government(s)  |  |            |                           |  |                                      |  |   |   |                     |   |        |   |         |                                  |   |                                 |   |        |
| (c) Financial Institutions/Banks  |  |            |                           |  |                                      |  |   |   |                     |   |        |   |         |                                  |   |                                 |   |        |
| (d) Any Other (specify)   |  |            |                           |  |                                      |  |   |   |                     |   |        |   |         |                                  |   |                                 |   |        |
| Bodies Corporate  |  |            | 1                         | 134900                                       | 0                                    | 0  | 134900                                    | 2.3645  | 134900              | 0   | 134900 | 2.3645  | 0       | 0.0000                           | 0   | 0.0000                          | 0   | 0.0000 |
| MANGLAM INDIA LIMITED   | Promoter   | AACGM0508N | 1                         | 134900                                       | 0                                    | 0  | 134900                                    | 2.3645  | 134900              | 0   | 134900 | 2.3645  | 0       | 0.0000                           | 0   | 0.0000                          | 0   | 0.0000 |
| Sub Total   |  |            | 1                         | 134900                                       | 0                                    | 0  | 134900                                    | 2.3645  | 134900              | 0   | 134900 | 2.3645  | 0       | 0.0000                           | 0   | 0.0000                          | 0   | 0.0000 |
| Foreign Individuals (Non-Resident Individuals/Foreign Individuals)                                    |  |            |                           |  |                                      |  |   |   |                     |   |        |   |         |                                  |   |                                 |   |        |
| (b) Government  |  |            |                           |  |                                      |  |   |   |                     |   |        |   |         |                                  |   |                                 |   |        |
| (c) Institutions  |  |            |                           |  |                                      |  |   |   |                     |   |        |   |         |                                  |   |                                 |   |        |
| (d) Foreign Portfolio Investor  |  |            |                           |  |                                      |  |   |   |                     |   |        |   |         |                                  |   |                                 |   |        |
| (e) Any Other (specify)   |  |            |                           |  |                                      |  |   |   |                     |   |        |   |         |                                  |   |                                 |   |        |
| Sub Total   |  |            | 0                         | 0  | 0                                    | 0  | 0   | 0.0000  | 0                   | 0   | 0      | 0.0000  | 0       | 0.0000                           | 0   | 0.0000                          | 0   | 0.0000 |
| Total Shareholding of Promoter and Promoter Group (A)=(I)+(A)(2)                                      |  |            | 1                         | 134900                                       | 0                                    | 0  | 134900                                    | 2.3645  | 134900              | 0   | 134900 | 2.3645  | 0       | 0.0000                           | 0   | 0.0000                          | 0   | 0.0000 |



| NIPHARIKA INDIA LTD.   |  | Table III - Statement Showing shareholding pattern of the Public shareholder as on 31/12/2022 |                                      |  |  |   |   |         |         |   |                                  |   |   |         |                                   |         |
|--|--|---|--------------------------------------|--|--|---|---|---------|---------|---|----------------------------------|---|---|---------|-----------------------------------|---------|
| Category & Name of the Shareholders (I)  | Nos. of shareholder institutions (Domestic) (II) | Nos. of fully paid up equity shares held (IV)   | Party paid up equity shares held (V) | Nos. of shares underlying Depository Receipts (VI) | Total nos. shares held (VII)=(IV)+(V)+(VI) | Shareholding % calculate as per SCRR, 1957) As a % of (A+B+C2) (VIII) | Number of Voting Rights held in each class of securities (IX) |         |         | Total Shareholding as a % assuming full conversion of convertible securities (as a percentage of diluted share capital) (X)=(VII)+(X) | Number of Locked in shares (XII) |   | Number of shares pledged or otherwise encumbered (XIII) |         | Sub-categorization of shares (XV) |         |
|  |  |   |                                      |  |  |   | No. of Voting Rights  | Class x | Class y |   | Total                            | No. of shares outstanding convertible securities (including Warrants) (X) | As a % of total shares held (b)                         | No. (a) | As a % of total shares held (a)   | No. (a) |
| (1) (a) Mutual Funds   |  |   |                                      |  |  |   |   |         |         |   |                                  |   |   |         |                                   |         |
| (b) Venture Capital Funds  |  |   |                                      |  |  |   |   |         |         |   |                                  |   |   |         |                                   |         |
| (c) Alternate Investment Funds   |  |   |                                      |  |  |   |   |         |         |   |                                  |   |   |         |                                   |         |
| (d) Banks  |  |   |                                      |  |  |   |   |         |         |   |                                  |   |   |         |                                   |         |
| (e) Insurance Companies  |  |   |                                      |  |  |   |   |         |         |   |                                  |   |   |         |                                   |         |
| (f) Provident Funds / Pension Funds  |  |   |                                      |  |  |   |   |         |         |   |                                  |   |   |         |                                   |         |
| (g) Asset Reconstruction Companies   |  |   |                                      |  |  |   |   |         |         |   |                                  |   |   |         |                                   |         |
| (h) Sovereign Wealth Funds   |  |   |                                      |  |  |   |   |         |         |   |                                  |   |   |         |                                   |         |
| (i) NBFCs Registered with RBI  |  |   |                                      |  |  |   |   |         |         |   |                                  |   |   |         |                                   |         |
| (j) Other Financial Institutions   |  |   |                                      |  |  |   |   |         |         |   |                                  |   |   |         |                                   |         |
| (k) Any Other (specify)  |  |   |                                      |  |  |   |   |         |         |   |                                  |   |   |         |                                   |         |
| (2) (a) Sub Total Institutions (Foreign)   |  | 0   | 0                                    | 0  | 0  | 0.0000  | 0   | 0       | 0       | 0.0000  | 0                                | 0.0000  | 0   | 0       | 0                                 | 0       |
| (a) Foreign Direct Investment  |  |   |                                      |  |  |   |   |         |         |   |                                  |   |   |         |                                   |         |
| (b) Foreign Venture Capital Investors  |  |   |                                      |  |  |   |   |         |         |   |                                  |   |   |         |                                   |         |
| (c) Sovereign Wealth Funds   |  |   |                                      |  |  |   |   |         |         |   |                                  |   |   |         |                                   |         |
| (d) Foreign Portfolio Investors  |  |   |                                      |  |  |   |   |         |         |   |                                  |   |   |         |                                   |         |
| (e) Foreign Portfolio Investors  |  |   |                                      |  |  |   |   |         |         |   |                                  |   |   |         |                                   |         |
| (f) Overseas Depositories (holding DRs) (balancing figure)                                     |  |   |                                      |  |  |   |   |         |         |   |                                  |   |   |         |                                   |         |
| (g) Any Other (specify)  |  |   |                                      |  |  |   |   |         |         |   |                                  |   |   |         |                                   |         |
| (3) (a) Sub Total Central Government / State Government(s)                                     |  | 0   | 0                                    | 0  | 0  | 0.0000  | 0   | 0       | 0       | 0.0000  | 0                                | 0.0000  | 0   | 0       | 0                                 | 0       |
| (a) Central Government / President of India  |  |   |                                      |  |  |   |   |         |         |   |                                  |   |   |         |                                   |         |
| (b) State Government / Governor  |  |   |                                      |  |  |   |   |         |         |   |                                  |   |   |         |                                   |         |
| (c) Shareholding by Companies or Bodies Corporate where Central/State Government is a promoter |  |   |                                      |  |  |   |   |         |         |   |                                  |   |   |         |                                   |         |
| (4) (a) Sub Total Non-Institutions Associate Companies / Subsidiaries                          |  | 0   | 0                                    | 0  | 0  | 0.0000  | 0   | 0       | 0       | 0.0000  | 0                                | 0.0000  | 0   | 0       | 0                                 | 0       |

NIHARIKA INDIA LTD.  
Table III - Statement Showing shareholding pattern of the Public shareholder as on 31/12/2022

| Category & Name of the Shareholders (i)   | PAN (ii)   | Nos. of shareholders (iii) | No. of fully paid up equity shares held (iv) | Partly paid up equity shares held (v) | Nos. of shares underlying Depository Receipts (vi) | Total nos shares held (vii) = (iv) + (v) + (vi) | Shareholding % as per SCRR, 1957 As a % of (A+B+C2) (viii) | Number of Voting Rights held in each class of securities (ix) |         |         | Total Shareholding as a % assuming full conversion of convertible securities (as a percentage of diluted share capital) (X) = (vii) + (X) | Number of Locked in shares (xii) | Number of shares pledged or otherwise encumbered (xiii) | Sub-Shareholding (No of shares) under |               |
|---|------------|----------------------------|--|---------------------------------------|--|---|--|---|---------|---------|---|----------------------------------|---|---------------------------------------|---------------|
|   |            |                            |  |                                       |  |   |  | Class x   | Class y | Total   |   |                                  |   | Category (i)                          | Category (ii) |
| (b) Directors and their relatives (excluding independent directors and nominee directors)                                     |            |                            |  |                                       |  |   |  |   |         |         |   |                                  |   |                                       |               |
| (c) Key Managerial Personnel  |            |                            |  |                                       |  |   |  |   |         |         |   |                                  |   |                                       |               |
| (d) Relatives of Promoters (other than immediate relatives of promoters disclosed under Promoter and Promoter Group category) |            |                            |  |                                       |  |   |  |   |         |         |   |                                  |   |                                       |               |
| (e) Trusts where any person belonging to Promoter and Promoter Group category is trustee, beneficiary or author of the trust  |            |                            |  |                                       |  |   |  |   |         |         |   |                                  |   |                                       |               |
| (f) Investor Education and Protection Fund Authority  |            |                            |  |                                       |  |   |  |   |         |         |   |                                  |   |                                       |               |
| (g) Resident individuals holding nominal share capital upto Rs.2 lakhs  |            | 443                        | 1734370                                      | 0                                     | 0  | 1734370   | 30.3995  | 1734370   | 0       | 1734370 | 30.3995   | 0                                | 0.0000  | NA                                    | 1280510       |
| (h) Resident individuals holding nominal share capital in excess of Rs.2 lakhs  |            | 15                         | 530020                                       | 0                                     | 0  | 530020  | 9.2900   | 530020  | 0       | 530020  | 9.2900  | 0                                | 0.0000  | NA                                    | 530020        |
| (i) Non Resident Indians (NRIs)   | AKUPS5078C | 1                          | 59300  | 0                                     | 0  | 59300   | 1.0394   | 59300   | 0       | 59300   | 1.0394  | 0                                | 0.0000  | NA                                    | 59300         |
| (j) Foreign National  |            |                            |  |                                       |  |   |  |   |         |         |   |                                  |   |                                       |               |
| (k) Foreign Company / OCB   |            |                            |  |                                       |  |   |  |   |         |         |   |                                  |   |                                       |               |
| (l) Bodies Corporate  |            | 78                         | 3169735                                      | 0                                     | 0  | 3169735   | 55.5582  | 3169735   | 0       | 3169735 | 55.5582   | 0                                | 0.0000  | NA                                    | 1628095       |
| MRINMOYEE VINIMAY PVT LTD   |            | 1                          | 530000                                       | 0                                     | 0  | 530000  | 9.2897   | 530000  | 0       | 530000  | 9.2897  | 0                                | 0.0000  | NA                                    | 0             |
| SAWARIA TRADING PRIVATE LIMITED   | AADCA933L  | 1                          | 507850                                       | 0                                     | 0  | 507850  | 8.9014   | 507850  | 0       | 507850  | 8.9014  | 0                                | 0.0000  | NA                                    | 507850        |
| LOWER VYAPAR PVT. LTD.  | AAFC54794P | 1                          | 367800                                       | 0                                     | 0  | 367800  | 6.4467   | 367800  | 0       | 367800  | 6.4467  | 0                                | 0.0000  | NA                                    | 367800        |
| ANUSHREE TRADELINK PVT. LTD   |            | 1                          | 300000                                       | 0                                     | 0  | 300000  | 5.2583   | 300000  | 0       | 300000  | 5.2583  | 0                                | 0.0000  | NA                                    | 0             |
| NEW WAVE DEALERS PVT LTD  |            | 1                          | 150000                                       | 0                                     | 0  | 150000  | 2.6292   | 150000  | 0       | 150000  | 2.6292  | 0                                | 0.0000  | NA                                    | 0             |
| SHREYA TIE UP PVT LTD   |            | 1                          | 100000                                       | 0                                     | 0  | 100000  | 1.7528   | 100000  | 0       | 100000  | 1.7528  | 0                                | 0.0000  | NA                                    | 0             |
| BETTER MERCANTILE PRIVATE LIMITED   | AAIC58024M | 1                          | 89600  | 0                                     | 0  | 89600   | 1.5705   | 89600   | 0       | 89600   | 1.5705  | 0                                | 0.0000  | NA                                    | 89600         |
| GRACEFUL ADVISORY SERVICES PVT. LTD.  |            | 1                          | 80000  | 0                                     | 0  | 80000   | 1.4022   | 80000   | 0       | 80000   | 1.4022  | 0                                | 0.0000  | NA                                    | 0             |
| BAHUBALI PROPERTIES LIMITED.  | AAICB1061G | 1                          | 78840  | 0                                     | 0  | 78840   | 1.3819   | 78840   | 0       | 78840   | 1.3819  | 0                                | 0.0000  | NA                                    | 78840         |
| SRI KRISHNA CLOTH MERCHANTS PRIVATE LIMITED.  | AAHCS3292A | 1                          | 61900  | 0                                     | 0  | 61900   | 1.0850   | 61900   | 0       | 61900   | 1.0850  | 0                                | 0.0000  | NA                                    | 61900         |
| MAHIMA SUPPLIERS PVT LTD  |            | 1                          | 60000  | 0                                     | 0  | 60000   | 1.0517   | 60000   | 0       | 60000   | 1.0517  | 0                                | 0.0000  | NA                                    | 0             |
| BITTER COMMERCIAL PVT LTD.  | AAICS0688K | 1                          | 58700  | 0                                     | 0  | 58700   | 1.0289   | 58700   | 0       | 58700   | 1.0289  | 0                                | 0.0000  | NA                                    | 58700         |
| (m) Any Other (specify)   |            |                            |  |                                       |  |   |  |   |         |         |   |                                  |   |                                       |               |
|   |            |                            | 136230                                       |                                       |  | 136230  | 2.3670   | 136230  | 0       | 136230  | 2.3670  | 0                                | 0.0000  | NA                                    | 0             |




| NIHARIKA INDIA LTD   |                           |  |                                       |  |  |  |   |         |         |   |                                  |         |   |                                   |                          |                                 |
|--|---------------------------|--|---------------------------------------|--|--|--|---|---------|---------|---|----------------------------------|---------|---|-----------------------------------|--------------------------|---------------------------------|
| Table II - Statement Showing shareholding pattern of the Public shareholder as on 31/12/2022 |                           |  |                                       |  |  |  |   |         |         |   |                                  |         |   |                                   |                          |                                 |
| Category & Name of the Shareholders (I)  | Nos. of shareholders (II) | No. of fully paid up equity shares held (IV) | Partly paid up equity shares held (V) | Nos. of shares underlying Depository Receipts (VI) | Total nos. shares held (VII)=(IV)+(V)+(VI) | Shareholding % calculated as per SCRR, 1957) As a % of (A+B+C2) (VIII) | Number of Voting Rights held in each class of securities (IX) |         |         | Total Shareholding as a % assuming full conversion of convertible securities (as a percentage of diluted share capital) (XI)=(VII)+(X) As a % of (A+B+C2) | Number of Locked in shares (XII) |         | Number of shares pledged or otherwise encumbered (XIII) | Sub-categorization of shares (XV) |                          |                                 |
|  |                           |  |                                       |  |  |  | No of Voting Rights   | Class x | Class y |   | Total                            | No. (a) |   | As a % of total shares held (b)   | No. (Not applicable) (c) | As a % of total shares held (d) |
| Sub Total  | 580                       | 5570355                                      | 0                                     | 0  | 5570355                                    | 97.6355  | 5570355   | 0       | 5570355 | 97.6355   | 0                                | 0.0000  | NA  | 0                                 | 0                        | 3584855                         |
| Total Public Shareholding (B)=(B1)+(B2)+(B3)   | 580                       | 5570355                                      | 0                                     | 0  | 5570355                                    | 97.6355  | 5570355   | 0       | 5570355 | 97.6355   | 0                                | 0.0000  | NA  | 0                                 | 0                        | 3584855                         |
| Details of the shareholders acting as persons in Concert                                     |                           |  |                                       |  |  |  |   |         |         |   |                                  |         |   |                                   |                          |                                 |
| SI No.   | PAN                       |  |                                       |  |  |  |   |         |         |   |                                  |         |   |                                   |                          |                                 |
| Name   | Shares                    |  |                                       |  |  |  |   |         |         |   |                                  |         |   |                                   |                          |                                 |
| NIL  |                           |  |                                       |  |  |  |   |         |         |   |                                  |         |   |                                   |                          |                                 |

3

**NIHARIKA INDIA LTD.**

**Table IV - Statement Showing shareholding pattern of the Non Promoter - Non Public shareholder as on 31/12/2022**

| Category & Name of the Shareholders (I)   | PAN (II) | No of shareholders (III) | No. of fully paid up equity shares held (IV) | Partly paid-up equity shares held (V) | Nos. of shares underlying Depository Receipts (VI) | Total nos. shares held (VII)=(IV) + (V)+(VI) | Shareholding % calculated as per SCRR, 1957) As a % of (A+B+C2) (VIII) | Number of Voting Rights held in each class of securities (IX)            |                                     |               | Total Shareholding as a % assuming full conversion of convertible securities (as a percentage of diluted share capital) (XI)=(VII)+(X) As a % of A+B+C2) | Number of Locked in shares (XII) | Number of shares pledged or otherwise encumbered (XIII) | Number of equity shares held in dematerialized form (XIV) |
|---|----------|--------------------------|--|---------------------------------------|--|--|--|--|-------------------------------------|---------------|--|----------------------------------|---|---|
|   |          |                          |  |                                       |  |  |  | No of Voting Rights  | Class x                             | Class y Total |  |                                  |   |   |
|   |          |                          |  |                                       |  |  |  | No of shares outstanding convertible securities (including Warrants) (X) | Total as a % of Total Voting rights |               | No. (a)  | As a % of total shares held (b)  | No. (Not applicable) (Not applicable) (e)               |   |
| (1) Custodian / DR Holder   |          |                          |  |                                       |  |  |  |  |                                     |               |  |                                  |   |   |
| (2) Employee Benefit Trust/Employee Welfare Trust under SEBI (Share based Employee Benefits and Sweat Equity) Regulations, 2021 |          |                          |  |                                       |  |  |  |  |                                     |               |  |                                  |   |   |
| <b>Total Non Promoter - Non Public Shareholding (C)=(C1)+(C)2)</b>  |          | <b>0</b>                 | <b>0</b>                                     | <b>0</b>                              | <b>0</b>   | <b>0</b>                                     | <b>0.0000</b>  | <b>0</b>   | <b>0.0000</b>                       | <b>0</b>      | <b>0</b>   | <b>0.0000</b>                    | <b>NA</b>   | <b>0</b>  |



| NIHARIKA INDIA LTD. |      | Table V - Statement showing details of significant beneficial owners as on 31/12/2022 |             | Date of creation / acquisition of significant beneficial interest (IV)                                  |                   |  |                                   |                     |
|---------------------|------|---|-------------|---|-------------------|--|-----------------------------------|---------------------|
| Annexure            |      | Details of the (SBO)  |             | Details of holding / exercise of right of the SBO in the reporting company, whether direct or indirect: |                   |  |                                   |                     |
| Sr No               | Name | Details of the registered owner (II)  |             | Whether by virtue of: (III)   |                   |  |                                   |                     |
|                     |      | PAN / Passport No. in case of a foreign national                                      | Nationality | Shares (%)  | Voting rights (%) | Rights on distributable dividend or any other distribution (%) | Exercise of significant influence | Exercise of control |
|                     |      |   |             |   |                   |  |                                   |                     |



NIHARIKA INDIA LTD.

Table VI - Statement showing foreign ownership limits as on 31/12/2022

|                         | Board approved limits | Limits utilized |
|-------------------------|-----------------------|-----------------|
| As on shareholding date | 0.0000                |                 |
| As on 30/09/2022        | 0.0000                |                 |
| As on 30/06/2022        | 0.0000                |                 |
| As on 31/03/2022        | 0.0000                |                 |
| As on 31/12/2021        | 0.0000                |                 |

