

# Niharika India Ltd.

Regd. Office :10 Princep Street,  
2nd Floor, Kolkata - 700072  
E:niharikaindialtd@gmail.com,  
W: www.niharikaindia.in  
Phone : 91-33-4002 2880, Fax :91-33-2237 9053  
CIN : L36900WB1995PLC072857

18<sup>th</sup> October, 2022

To,  
The Secretary,  
The Calcutta Stock Exchange Ltd.  
7, Lyons Range,  
Kolkata – 700 001  
**Scrip Code : 24154**

Dear Sir/Ma'am,

**Sub: Submission of Shareholding pattern under Regulation 31 (1) (b) of SEBI (Listing Obligations and Disclosure Requirements) Regulations, 2015 for the quarter ended 30th September, 2022.**

In accordance with Regulation 31 (1) (b) of SEBI (Listing Obligations and Disclosure Requirements) Regulations, 2015, Please find enclosed herewith the shareholding pattern for the quarter ended 30th September, 2022.

This is for your perusal, necessary action and record.

Thanking you,

yours faithfully,

For Niharika India Ltd \_\_\_\_\_  
**NIHARIKA INDIA LTD.**



Authorised Signatory/Director  
Susanta Dolui  
(Managing Director)  
DIN: 02956881

Format of holding of specified securities

1. Name of Listed Entity: NIHARIKA INDIA LTD. (CIN:L36900WB1995PLC072857)
2. Scrip Code 024154 Name of Scrip -,- Class of Security Equity
3. Share Holding Pattern Filed under : Reg. 31(1)(a)/Reg. 31(1)(b)/Reg. 31(1)(c )
  - a. if under 31 (1)(b) then indicate the report for Quarter ending: 30/09/2022
  - b. if under 31(1)(c ) then indicate date of allotment/extinguishment

4. Declaration : The Listed entity is required to submit the following declaration to the extent of submission of information:-

Particulars	Yes*	No*
1 Whether the Listed Entity has issued any partly paid up shares?		No
2 Whether the Listed Entity has issued any Convertible Securities or Warrants?		No
3 Whether the Listed Entity has any shares against which depository receipts are issued?		No
4 Whether the Listed Entity has any shares in Locked-in?		No
5 Whether any shares held by promoters are pledge or otherwise encumbered?		No
6 Whether company has equity shares with differential voting rights?		No
7 Whether the Listed Entity has any significant beneficial owner?		

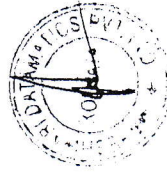
\* If the Listed Entity selects the option 'No' for the questions above, the column for the partly paid up shares, Outstanding Convertible Securities/Warrants, depository receipts, locked-in shares, No of shares pledged or otherwise encumbered by promoters, as applicable, shall not be displayed at the time of dissemination on the Stock Exchange website. Also wherever there is 'No' declared by Listed Entity in above table the values will be considered as 'Zero' by default on submission of the format of holding of specified securities.

5. The tabular format for disclosure of holding of specified securities is as follows:-



Table 1 - Summary Statement holding of specified securities as on 30/09/2022

Category (I)	Nos of shareholders (II)	No of fully paid up equity shares held (IV)	No of Partly paid-up equity shares held (V)	No of shares underlying Depository Receipts (VI)	Total nos shares held (VII)=(IV)+(V)+(VI)	Shareholding as a % of total no. of shares (calculated as per SCRR, 1957) As a % of (A+B+C2)	Number of Voting Rights held in each class of securities (IX)		No of shares underlying convertible securities (including Warrants) (X)	Shareholding as a % assuming full conversion of convertible securities (as a percentage of diluted share capital) (XI)=(VII)+(X) as a % of (A+B+C2)	Number of Locked in shares (XII)		Number of shares pledged or otherwise encumbered (XIII)		Number of equity shares held in dematerialized form (XIV)
							Class eg. x	Total			As a % of total shares held (b)	As a % of total shares held (b)	No. (a)	No. (a)	
(A) Promoter & Promoter group	1	134900	0	0	134900	2.3645	134900	0	2.3645	0	0	0	0	134900	
(B) Public	580	5570355	0	0	5570355	97.6355	5570355	0	97.6355	0	0	0	0	3584855	
(C) Non Promoter - Non Public															
(C1) Shares underlying DRs						NA									
(C2) Shares held by Employee Trusts															
<b>Total</b>	<b>581</b>	<b>5705255</b>	<b>0</b>	<b>0</b>	<b>5705255</b>	<b>100.0000</b>	<b>5705255</b>	<b>0</b>	<b>100.0000</b>	<b>0</b>	<b>0</b>	<b>0</b>	<b>0</b>	<b>3719755</b>	





NIHARIKA INDIA LTD															
Table II - Statement Showing shareholding pattern of the Promoter and Promoter Group as on 30/09/2022															
Category & Name of the Shareholders (1)	Entity type i.e. promoter OR promoter group entity (except promoter) (2)	PAN (3)	Nos. of shares held (4)	No. of fully paid up equity shares held (5)	Purify paid-up equity shares held (6)	Nos. of underlying Depository Receipts (7)	Total nos. shares held (VII)=(4)+(5)+(6)+(7) (8)	Shareholding % as per SCRR, 1957 As a % of (A+B+C2) (VIII) (9)	Number of Voting Rights held in each class of securities (X)			Shareholding as a % assuming full conversion of convertible securities (as a percentage of diluted share capital) (XI)=(VII)+(X) As a % of (A+B+C2) (XII)	Number of Locked in shares (XIII)	Number of shares pledged or otherwise encumbered (XIV)	Number of equity shares held in dematerialized form (XV)
									Class X	Class Y	Total				
(1) Indian individuals/Hindu undivided Family															
(e) Central Government/State Government(s)															
(b) Financial Institutions/Banks															
(c) Any Other (specify)															
Bodies Corporate															
MANGLAM INDIA LIMITED	Promoter	AACCM6508N	1	134900	0	0	134900	2.3645	0	134900	2.3645	0	0.0000	0	0.0000
Sub Total															
(2) Foreign individuals (Non-Resident individuals/Foreign individuals)															
(a) Government															
(b) Institutions															
(c) Foreign Portfolio Investor															
(d) Any Other (specify)															
Sub Total															
Total Shareholding of Promoter and Promoter Group (A)=(1)+(A)(2)			1	134900	0	0	134900	2.3645	0	134900	2.3645	0	0.0000	0	0.0000

Table III - Statement Showing shareholding pattern of the Public shareholder as on 30/09/2022

Category & Name of the Shareholders (I)	Nos. of sharehold-ers (II)	PAN (II)	No. of fully paid up equity shares held (IV)	Partly paid-up equity shares held (V)	Nos. of shares underlying Depository Receipts (VI)	Total nos. shares held (VII)=(IV)+(V)+(VI)	Shareholding % as per SCRR 1957) As a % of (A+B+C2) (VII)/(I)+(X)	Number of Voting Rights held in each class of securities (X)			Total Shareholding as a % assuming full conversion of convertible securities (as a percentage of diluted share Capital) (XI)=(I)+(X)	Number of Locked in shares (XII)		Number of shares pledged or otherwise encumbered (XIII)		Sub-categorization of shares (XV)			
								Class x	Class y	Total		No of Voting Rights	No of shares Underlying outstanding convertible securities (including Warrants) (X)	As a % of total shares held (c)	No. (Not applicable) (b)	As a % of total shares held in dematerialized form (XIV)	Sub-Category (i)	Sub-Category (ii)	Sub-Category (iii)
(1) Institutional (Domestic) Mutual Funds																			
(2) Venture Capital Funds																			
(3) Alternate Investment Funds																			
(4) Banks																			
(5) Insurance Companies																			
(6) Provident Funds / Pension Funds																			
(7) Asset Reconstruction Companies																			
(8) Sovereign Wealth Funds																			
(9) NBFCs Registered with RBI																			
(10) Other Financial Institutions																			
(11) Any Other (specify)																			
(12) Sub Total	0		0	0	0	0	0.0000	0	0	0	0	0.0000	0	0	0	0	0	0	
(13) Foreign Direct Investment																			
(14) Foreign Venture Capital Investors																			
(15) Sovereign Wealth Funds																			
(16) Foreign Portfolio Investors Category I																			
(17) Foreign Portfolio Investors Category II																			
(18) Overseas Depositories (holding DRs) (balancing figure)																			
(19) Any Other (specify)																			
(20) Sub Total	0		0	0	0	0	0.0000	0	0	0	0	0.0000	0	0	0	0	0	0	
(21) Central Government / State Government(s)																			
(22) Central Government / President of India																			
(23) State Government / Governor																			
(24) Shareholding by Companies or Bodies Corporate where Central/State Government is a promoter																			
(25) Sub Total	0		0	0	0	0	0.0000	0	0	0	0	0.0000	0	0	0	0	0	0	
(26) Non-Institutions Associate Companies / Subsidiaries																			
(27) Sub Total	0		0	0	0	0	0.0000	0	0	0	0	0.0000	0	0	0	0	0	0	




Table III - Statement Showing shareholding pattern of the Public shareholder as on 30/09/2022

Category & Name of the Shareholders (I) Directors and their relatives (excluding independent directors and nominee directors) Key Managerial Personnel Relatives of Promoters (other than immediate relatives of promoters disclosed under Promoter and Promoter Group Category) Trusts where any person belonging to Promoter and Promoter Group category is trustee, beneficiary or author of the trust Investor, Education and Protection Fund Authority Resident individuals holding nominal share capital upto Rs 2 lakhs Resident individuals holding nominal share capital in excess of Rs 2 lakhs RAJENDRA PRASAD SHAH Non Resident Indians (NRIs) Foreign National Foreign Company / OCB Bodies Corporate	PAN (II)	Nos. of sharehold-ers (III)	No. of fully paid up equity shares held (IV)	Partly paid-up equity shares held (V)	Nos. of shares underlying Depository Receipts (VI)	Shareholding % calculated as per SCRR, 1957, As a % of (A+B+C2) (VII)	Number of Voting Rights held in each class of securities (X)			Total Shareholding as a % assuming full conversion of convertible securities (as a percentage of diluted share capital) (XI)=(VII)+(X)	Number of Locked in shares (XII) No. (a) As a % of total shares held (b)	Number of shares pledged or otherwise encumbered (XIII) As a % of total equity shares held in dematerialized form (XIV)	Sub-categorization of shares (XV) Shareholding (No. of shares) under				
							Class x	Class y	Total				Sub-Category (i)	Sub-Category (ii)			
		443	1734370	0	0	30.3995	1734370	0	1734370	30.3995	0	0.0000	NA	1290510	0	0	0
		15	530020	0	0	9.2900	530020	0	530020	9.2900	0	0.0000	NA	530020	0	0	0
	AKUPSS078C	1	59300	0	0	1.0394	59300	0	59300	1.0394	0	0.0000	NA	59300	0	0	0
		76	3169735	0	0	55.5582	3169735	0	3169735	55.5582	0	0.0000	NA	1628095	0	0	0
		1	530000	0	0	9.2897	530000	0	530000	9.2897	0	0.0000	NA	0	0	0	0
	AAACA9333L	1	507850	0	0	8.9014	507850	0	507850	8.9014	0	0.0000	NA	507850	0	0	0
	AAFCSA794P	1	367800	0	0	6.4467	367800	0	367800	6.4467	0	0.0000	NA	367800	0	0	0
		1	300000	0	0	5.2583	300000	0	300000	5.2583	0	0.0000	NA	0	0	0	0
		1	150000	0	0	2.6292	150000	0	150000	2.6292	0	0.0000	NA	0	0	0	0
		1	100000	0	0	1.7528	100000	0	100000	1.7528	0	0.0000	NA	0	0	0	0
	AAACS6024M	1	89600	0	0	1.5705	89600	0	89600	1.5705	0	0.0000	NA	89600	0	0	0
		1	80000	0	0	1.4022	80000	0	80000	1.4022	0	0.0000	NA	0	0	0	0
	AAACB1061G	1	78840	0	0	1.3819	78840	0	78840	1.3819	0	0.0000	NA	78840	0	0	0
	AAHCS3292A	1	61900	0	0	1.0850	61900	0	61900	1.0850	0	0.0000	NA	61900	0	0	0
		1	60000	0	0	1.0517	60000	0	60000	1.0517	0	0.0000	NA	0	0	0	0
	AAICS0688K	1	58700	0	0	1.0289	58700	0	58700	1.0289	0	0.0000	NA	58700	0	0	0
		46	136230	0	0	2.3878	136230	0	136230	2.3878	0	0.0000	NA	136230	0	0	0

Table III - Statement Showing shareholding pattern of the Public shareholder as on 30/09/2022

Category & Name of the Shareholders (I)	PAN (II)	Nos. of sharehold-ers (III)	No. of fully paid up equity shares held (IV)	Partly paid-up equity shares held (V)	Nos. of underlying Depository Receipts (VI)	Total nos. shares held (VII)=(IV)+(V)+(VI)	Shareholding % as per SCRR, 1957 As a % of (A+B+C2) (VII)/(X)	Number of Voting Rights in each class of securities (X)			Total Shareholding as a % assuming full conversion of convertible securities (as a percentage of diluted share capital) (XI)=(VII)+(X) As a % of (A+B+C2)	Number of Locked in shares (XII)		Number of shares pledged or otherwise encumbered (XIII)	Sub-categorization of shares (XV)		
								No. of Voting Rights	Class x	Class y		Total	No. (a)		% of total shares held (b)	Sub-Category (i)	Sub-Category (ii)
Sub Total		580	5570355	0	0	5570355	97.6355	5570355	0	5570355	0	97.6355	0	0.0000	NA	3584655	0
Total Public Shareholding (B)=(I)+(E)+(2)-(E)(3)		580	5570355	0	0	5570355	97.6355	5570355	0	5570355	0	97.6355	0	0.0000	NA	3584655	0
Details of the shareholders acting as persons in Concert																	
NIL																	




Table IV - Statement Showing shareholding pattern of the Non Promoter - Non Public shareholder as on 30/09/2022

Category & Name of the Shareholders (I)	PAN (II)	No of shareholders (III)	No. of fully paid up equity shares held (IV)	Partly paid-up equity shares held (V)	Nos. of shares underlying Depository Receipts (VI)	Total nos. shares held (VII)=(IV)+(V)+(VI)	Shareholding % calculated as per SCRR, 1957) As a % of (A+B+C2) (VIII)	Number of Voting Rights held in each class of securities (X)		Total Shareholding as a % assuming full conversion of convertible securities (as a percentage of diluted share capital) (XI)=(VII)+(X) As a % of (A+B+C2)	Number of Locked in shares (XII)	Number of shares pledged or otherwise encumbered (XIII)	Number of equity shares held (Not applicable) (Not applicable) (XIV)
								No of Voting Rights	Total				
(1) Custodian / DR Holder													
(2) Employee Benefit Trust/Employee Welfare Trust under SEBI (Share based Employee Benefits and Sweat Equity) Regulations, 2021													
Total Non Promoter - Non Public Shareholding (C)=(C1)+(C2)		0	0	0	0	0	0.0000	0	0	0.0000	0	0.0000	NA



NIHARIKA INDIA LTD.

Annexure

Table V - Statement showing details of significant beneficial owners as on 30/09/2022

Sr No	Details of the (SBO)		Details of the registered owner			Details of holding / exercise of right of the SBO in the reporting company, whether direct or indirect:				Date of creation / acquisition of significant beneficial interest (IV)	
	Name	Nationality	Name	PAN / Passport No. in case of a foreign national	Nationality	Shares (%)	Voting rights (%)	Rights on distributable dividend or any other distribution (%)	Exercise of control		Exercise of significant influence



Table VI - Statement showing foreign ownership limits

	Board approved limits	Limits utilized
As on shareholding date		
As on the end of previous 1st Quarter		
As on the end of previous 2nd Quarter		
As on the end of previous 3rd Quarter		
As on the end of previous 4th Quarter		



NIHARIKA INDIA LTD.				
Shareholding Summary as on 30/09/2022				
As per Folio/Client Id				
Form	No of Records	% to Total Records	No of Shares	% to Total Shares
PHYSICAL	161	27.4276	1985500	34.8012
NSDL	426	72.5724	3719755	65.1988
CDSL	0	0.0000	0	0.0000
<b>TOTAL</b>	<b>587</b>	<b>100.0000</b>	<b>5705255</b>	<b>100.0000</b>

